


# Albertslund Mini Post

**Project name:** Seattle Center pole lighting

**Project type:**

**Notes:**  
see page 3 for preferred fixture option



## Design

Jens Møller-Jensen

## Product description

Cylindrical post top fixture with wide top shade. A clear lens combined with 3 vertical struts create an open and strong profile. Central ring controls glare while internal lenses and reflector soften and widen the light distribution. Integrated electronic driver allows for multiple mounting options. Available in 4 finishes and 2 sizes. Dark Sky friendly (BUG rating U=2) variants available.



## Variant options

Color	Light source	Lumen	Voltage frequency	Distribution/Trim	Transition to pole	Lighting control
<input checked="" type="radio"/> Graphite grey texture <input type="radio"/> Grey <input type="radio"/> Natural paint aluminum <input type="radio"/> White	39W LED/3000K	-	120-277V/60HZ	BUG U2	T-DRA-5 IN-3 IN	Dim 0-10v
	39W LED/4000K	2764		BUG U3	T-RSA-4.5 IN	Sr nema
	42W LED/3000K	2827				
	42W LED/4000K	2836				
		2915				
		2991				

## Specification notes

a. BUG U=2 only available with lower Wattage variants and in Graphite Grey or Grey finishes. b. Surge protector only available with T-RSA-4.5 transition to pole. c. Consult factory for product specifications for Photo Sensor and Wireless Control options.

## Light description

The luminaire emits symmetrical glare-free light directed downwards and outwards. The LED lenses, internal reflector, and white internal surface of the top shade shape the functional and pleasant lighting comfort. Features a high level of vertical light for people to feel safe and comfortable. The form of the luminaire can be appreciated illuminated at night as well as during the daylight. Standard CCT in 3000K or 4000K, controlled by electronic dimmable driver.

## Mounting

Mounts onto either dual round aluminum (DRA-5IN-3IN) or round straight aluminum (RSA-4.5IN) pole with provided tenon, or directly on tapered aluminum (TAPER-5IN-2.4IN) pole. Slip fits directly onto pole top of 2.4 inch diameter by 3.0 inch depth.

## Information

Electrical:  
 System Wattage: 41W  
 LED Wattage: 38 W  
 Delivered lumens: 2,827 - 2,959  
 Efficacy: 69.0 lm/W - 72.2 lm/W  
 Certifications:  
 cULus, Wet Location  
 Protection class IP65  
 IK class 10  
 BUG Rating: B1-U3-G1  
 Controllability: 0-10V Dimming  
 Min.-Max. Ambient Temp: -40°C to +55°C  
 Color Rendering: Ra≥80  
 Wind Load EPA: 1.1 sq ft

## Finish

Graphite grey texture, Grey, Natural paint aluminum, White

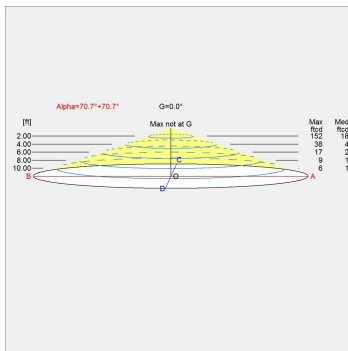
## Voltage

120-277V/60HZ

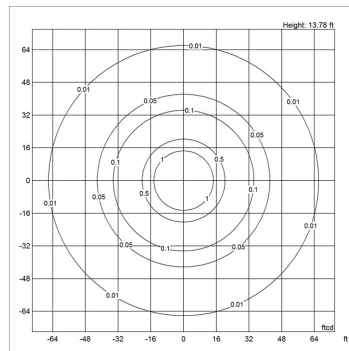
## Light distribution diagrams

For the full data set on all variants, see [louispoulsen.com](http://louispoulsen.com).

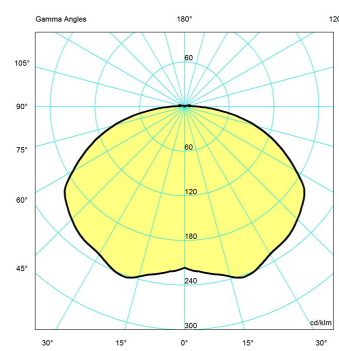
Cartesian



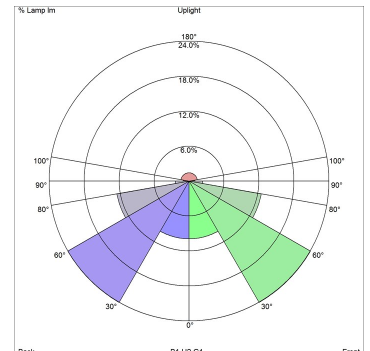
Isolux



Polar



Bug



## Material

Housing is die-cast aluminum with clear, UV-stabilized ASA polycarbonate cylinder lens. Top shade is high-pressure molded fiberglass, 0.12 inches thick. Console and anti-glare ring are made of die-cast aluminum with a minimum thickness of .12 inches. The struts and hardware are high-quality stainless steel. Inside reflector are made of white polycarbonate to maximize light reflection. LED enclosure is of molded opal polycarbonate of custom shape and opacity to focus light downwards while filling the entire luminaire. Hardware is high quality stainless steel. Standard finish are matte, textured surface powder coat with minimum 2 mils thickness in grey, graphite grey, natural painted aluminum, or white.

## Weight

Min: 21.4 lbs Max: 22.046 lbs























## Other functions

LED in 2700K, 3500K, and 5000K. Amber LED available for sea turtle nesting areas. Option for side-mounted photosensor or wireless control "Twist-Lok" style modules available. LED retrofit kit for incandescent and metal halide products available. Partial or full house side shield available. Surge protector with 10,000 Amp current rating. Dark Sky Friendly option (BUG Rating U=2). Mounting onto other pole diameters. Custom finishes. Alternative dimming controls, including wireless systems.

## Specification notes

- Surge protector is only available with T-RSA-4.5" poles variants.
- Consult factory for product specifications for Photo Sensor and Wireless Control options.

## Variant options

Color	Light source	Lumen	Voltage frequency	Distribution/Trim	Transition to pole	Lighting control	Variant number
 Natural paint aluminum	42W LED/3000K	2915	120-277V/60HZ	BUG U3	T-DRA-5 IN-3 IN	Dim 0-10v	10000147960
 Graphite grey texture	39W LED/3000K	2764	120-277V/60HZ	BUG U2	T-DRA-5 IN-3 IN	Dim 0-10v	10000147948
 Graphite grey texture	39W LED/3000K	2764	120-277V/60HZ	BUG U2	T-RSA-4.5 IN	Dim 0-10v	10000147949
 Graphite grey texture	42W LED/3000K	2915	120-277V/60HZ	BUG U3	T-DRA-5 IN-3 IN	Dim 0-10v	10000147951
 Graphite grey texture	42W LED/3000K	2915	120-277V/60HZ	BUG U3	T-RSA-4.5 IN	Dim 0-10v	10000147952
 Grey	39W LED/3000K	2764	120-277V/60HZ	BUG U2	T-DRA-5 IN-3 IN	Dim 0-10v	10000147954
 Grey	39W LED/3000K	2764	120-277V/60HZ	BUG U2	T-RSA-4.5 IN	Dim 0-10v	10000147955
 Grey	42W LED/3000K	-	120-277V/60HZ	BUG U3	T-DRA-5 IN-3 IN	Dim 0-10v	10000147957
 Grey	42W LED/3000K	2915	120-277V/60HZ	BUG U3	T-RSA-4.5 IN	Dim 0-10v	10000147958
 Natural paint aluminum	42W LED/3000K	2915	120-277V/60HZ	BUG U3	T-RSA-4.5 IN	Dim 0-10v	10000147961
 White	42W LED/3000K	2915	120-277V/60HZ	BUG U3	T-DRA-5 IN-3 IN	Dim 0-10v	10000147963
 White	42W LED/3000K	2915	120-277V/60HZ	BUG U3	T-RSA-4.5 IN	Dim 0-10v	10000147964
 Graphite grey texture	39W LED/4000K	2836	120-277V/60HZ	BUG U2	T-DRA-5 IN-3 IN	Dim 0-10v	10000147966
 Graphite grey texture	39W LED/4000K	2836	120-277V/60HZ	BUG U2	T-RSA-4.5 IN	Dim 0-10v	10000147967
 Graphite grey texture	42W LED/4000K	2991	120-277V/60HZ	BUG U3	T-DRA-5 IN-3 IN	Dim 0-10v	10000147969
 Graphite grey texture	42W LED/4000K	2991	120-277V/60HZ	BUG U3	T-RSA-4.5 IN	Dim 0-10v	10000147970
 Grey	39W LED/4000K	2836	120-277V/60HZ	BUG U2	T-DRA-5 IN-3 IN	Dim 0-10v	10000147972
 Grey	39W LED/4000K	2836	120-277V/60HZ	BUG U2	T-RSA-4.5 IN	Dim 0-10v	10000147973
 Grey	42W LED/4000K	2991	120-277V/60HZ	BUG U3	T-DRA-5 IN-3 IN	Dim 0-10v	10000147975
 Grey	42W LED/4000K	2991	120-277V/60HZ	BUG U3	T-RSA-4.5 IN	Dim 0-10v	10000147976
 Natural paint aluminum	42W LED/4000K	2991	120-277V/60HZ	BUG U3	T-DRA-5 IN-3 IN	Dim 0-10v	10000147978
 Natural paint aluminum	42W LED/4000K	2991	120-277V/60HZ	BUG U3	T-RSA-4.5 IN	Dim 0-10v	10000147979
 White	42W LED/4000K	2991	120-277V/60HZ	BUG U3	T-DRA-5 IN-3 IN	Dim 0-10v	10000147981
 White	42W LED/4000K	2991	120-277V/60HZ	BUG U3	T-RSA-4.5 IN	Dim 0-10v	10000147982
 Grey	42W LED/3000K	2827	120-277V/60HZ	BUG U3	T-DRA-5 IN-3 IN	Sr nema	10000153402
 Grey	42W LED/3000K	2827	120-277V/60HZ	BUG U3	T-RSA-4.5 IN	Sr nema	10000153403